

ВОДА І ВОДООЧИСНІ ТЕХНОЛОГІЇ.

НАУКОВО-ТЕХНІЧНІ ВІСТІ

WATER AND WATER PURIFICATION TECHNOLOGIES.
SCIENTIFIC AND TECHNICAL NEWS

Засновники:

- Національний технічний університет України “Київський політехнічний інститут імені Ігоря Сікорського”
- ТОВ «Українська спілка фахівців в галузі очистки води»

Рекомендовано до друку:

Вченою Радою Національного технічного університету України “Київський політехнічний інститут імені Ігоря Сікорського”, протокол №5 від 30.06.2020

Започаткований:

Липень, 2010

Зміст/Contents

ОЧИЩЕННЯ СТИЧНИХ ВОД		WASTEWATER TREATMENT	
НЕОРГАНИЧЕСКИЕ ИОНИТЫ В ПРОЦЕССАХ ОЧИСТКИ ЖИДКИХ РАДИОАКТИВНЫХ ОТХОДОВ В. В. Стрелко, О. И. Пенделюк	3	INORGANIC IONITES IN LIQUID RADIOACTIVE WASTE TREATMENT PROCESSES V. V. Strelko, O. I. Pendelyuk	3
МАТЕРІАЛИ ТА ОБЛАДНАННЯ ДЛЯ ВОДОПІДГОТОВКИ		MATERIALS AND EQUIPMENT FOR WATER TREATMENT	
ОЦІНКА ЕФЕКТИВНОСТІ ДООЧИЩЕННЯ ПИТНОЇ ВОДИ ПОБУТОВИМИ КАРТРИДЖАМИ А. П. Большак, Т. Є. Мітченко, А. О. Мітченко	12	EFFICIENCY ASSESSMENT OF THE ADDITIONAL DRINKING WATER TREATMENT WITH HOUSEHOLD CARTRIDGES A. P. Bolshak, T. Ye. Mitchenko, A. O. Mitchenko	12
КЕРАМІЧНІ МЕМБРАНИ В ІНДИВІДУАЛЬНІЙ ПОЛЬОВІЙ ВОДОПІДГОТОВЦІ А. В. Кузьмінчук, І. М. Астрелін, Г. В. Кримець	21	CERAMIC MEMBRANES IN INDIVIDUAL FIELD WATER TREATMENT A. V. Kuzminichuk, I. M. Astrelin, G. V. Krimets	21
МАГНІТНІ НАНОКОМПОЗИТНІ СОРБЕНТИ НА МІНЕРАЛЬНІЙ ОСНОВІ Т. А. Донцова, О. І. Янушевська	26	MINERAL-BASED MAGNETIC NANOCOMPOSITE SORBENTS T. Dontsova, L. Yanushevska	26
МАТЕМАТИЧНЕ МОДЕЛЮВАННЯ ТА ОПТИМІЗАЦІЯ		MATHEMATICAL MODELING AND OPTIMIZATION	
МОДЕЛЮВАННЯ ІНДИКАТОРІВ КИСНЕВОГО РЕЖИМУ В УМОВАХ ВОДНОЇ ЕКОСИСТЕМИ БАСЕЙНУ ДНІПРА Р. Пономаренко, Л. Пляцук, О. Третьяков, І. Аблеєва	36	MODELING OF OXYGEN MODE INDICATORS IN THE CONDITIONS OF THE AQUATIC ECOSYSTEM OF THE DNEPR BASIN R. Ponomarenko, L. Plyatsuk, O. Tretyakov, I. Ablieieva	36
ЗАУВАЖЕННЯ ДО СТАТТІ «ВИДІЛЕННЯ ТВЕРДОГО CaCO ₃ З ВОД ОБОРОТНИХ СИСТЕМ ОХОЛОДЖЕННЯ ЕЛЕКТРОСТАНЦІЙ В УМОВАХ ЗМІННОГО ЕЛЕКТРИЧНОГО НАВАНТАЖЕННЯ» В. З. Кочмарський	45	COMMENT ON THE ARTICLE «SOLID CaCO ₃ FORMATION IN WATERS OF CIRCULATING COOLING SYSTEMS OF POWER PLANTS UNDER THE CONDITIONS OF ELECTRIC LOAD CHANGE» V. Z. Kochmarskii	45
НЕТРАДИЦІЙНІ ПІДХОДИ ТА МЕТОДИ В ВОДОПІДГОТОВЦІ		ALTERNATIVE APPROACHES AND METHODS IN WATER TREATMENT	
ТЕХНІЧНІ МИЙНІ ЗАСОБИ ДЛЯ УСТАТКУВАННЯ В АЛЬТЕРНАТИВНИХ ДЖЕРЕЛАХ ЕНЕРГІЇ НА ОСНОВІ ГЕЛІОСИСТЕМ Г. М. Прокоф'єва, Т. В. Сударушкіна, М. Є. Беркут	51	TECHNICAL DETERGENT FOR EQUIPMENT OF ALTERNATIVE ENERGY SOURCES BASED ON HELIO SYSTEM H. M. Prokofyeva, P. V. Sudarushkina, M. Jn. Berkut	51

MODELING OF OXYGEN MODE INDICATORS IN THE CONDITIONS OF THE AQUATIC ECOSYSTEM OF THE DNEPR BASIN

R. Ponomarenko^{1*}, L. Plyatsuk², O. Tretyakov³, I. Ablicieva²

¹ National University of Civil Defence of Ukraine, Kharkiv, Ukraine

² Sumy State University, Sumy, Ukraine

³ Academy of Physical Education, Kharkiv, Ukraine

*e-mail: prv@nuczu.edu.ua

The article investigates the adequacy of the mathematical model of oxygen regime prediction in the aquatic ecosystem of the Dnieper basin on the basis of the classical model of Streiter-Phelps, as well as its modification. A retrospective analysis of the oxygen parameters of the Dnieper River was carried out, which revealed trends in the deterioration of the river's oxygen regime and an increase in the rate of biological oxygen consumption by annual average. The mathematical model of the dynamics of the integral indicators of the ecological status of the reservoir has been improved by supplementing the correction coefficients, which allows to predict with sufficient accuracy the change in the ecological status of the Dnieper.

Keywords: Dnieper basin, ecological state, anthropogenic load, quality assessment, quality forecast.

Introduction

Continuous human activity constantly leads to a deterioration of water quality and environmental flow of river runoff. The issue of protecting river basins, and in particular their rational use, is the most pressing issue of today, directly related to the health of the nation as a whole.

The issue of real-time water quality is of paramount importance. Systematic analysis of the current environmental state of the Dnieper basin and the organization of management and protection of its water resources allows to identify a number of the most urgent problems that need to be addressed.

It is difficult to overestimate the importance of the Dnieper basin waters in providing Ukraine's water resources, since almost 80 % of the economic water supply in Ukraine, which accounts for two thirds of the country's population of about 30 million people, belongs to the Dnieper waters. On its shores are located more than fifty major cities and industrial centers, in particular the capital of Ukraine – Kiev, which determines its national significance for the country [Marynych and Shyshchenko, 2005, Savchuk 2003, Ponomarenko and other, 2019].

In [Savchuk, 2003, Ponomarenko and other, 2019, Bezsonnyi and other, 2017] the main characteristics of the Dnieper basin that determine its ecological state were considered. A retrospective analysis of the water quality of the Dnipro River was carried out according to the monitoring demand of Ukraine's water resources over the last 10 years (difference of total anion content, PO_4^{3-} phosphate ions, NH_4^+ ammonium ions, biochemical oxygen demand (BOD_5) ratio to dissolved oxygen (DO) concentration), and possible causes of surface water quality change were identified.

Based on the analysis [Ponomarenko and other, 2019, Bezsonnyi and other, 2017], the aquatic ecosystem of the Dnieper River, as the main aquatic artery of Ukraine, being under constant technogenic influence, tends to permanently and steadily deteriorate its ecological state.

In the future, changing the ecological state of the surface waters of the Dnieper basin in the direction of its improvement cannot occur without the development and implementation of a reliable and effective model for predicting its ecological state.

The solution to the complex problem of the Dnieper basin environmental rehabilitation should be taken to a new level in accordance with the radical changes in the nature of nature management and development strategy of the country's economy, and only by developing a national program of restoration of its ecological state.

Today, substantive reviews on the prediction and analysis of dissolved oxygen content and biochemical oxygen demand are reported in [Bezsonnyi and other, 2016, Mokin and other, 2010, Rohalev, 2012, Tretyakov and other, 2019, Miao and other, 2014, Madani and other, 2010, Hajkowicz, Collins, 2006, Bravo, Gonzalez, 2009, Zoltay and other, 2010].

Two-component predictive models of the ecological state of water have become quite widespread, where the processes of formation of water quality are estimated by the demand of oxygen (processes of biochemical oxidation of organic compounds) and its receipt (the process of atmospheric aeration) [Miao and other, 2014, Madani and other, 2010].

Some differences are noted in the prediction of water quality: a return to classic models in which the concentration of dissolved oxygen is a function of the decay of dissolved organic matter and natural processes (atmospheric aeration). The DO-BOD relationship is described by the classic Streeter-Phelps model, whose equations of processes based on first-order kinetics assumptions were analytically solved by Phelps and Streeter for a river section, and are now quite widely used in calculations [Mokin and other, 2010, Rohalev, 2012, Hajkowicz, Collins, 2006, Bravo, Gonzalez, 2009, Zoltay and other, 2010].

Meaning that, it is advisable to determine the adequacy of the mathematical model for the prediction of oxygen regime conditions in the Dnieper basin on the basis of the classic Streeter-Phelps model, taking into account the data of a retrospective analysis of its oxygen indices.

Materials and Methods

The purpose of the article is to determine the adequacy of the predictive mathematical model for predicting oxygen regime (BOD and DO) in the Dnieper basin on the basis of the classic Streeter-Phelps model.

To achieve this goal, it is necessary to solve the following problems:

- carrying out a retrospective analysis of the data of oxygen indicators of the Dnieper;
- verification of the adequacy of the Streeter-Phelps model for the conditions of the Dnieper basin.

A retrospective analysis of the water quality was carried out according to the water sampling samples of the Dnipro River within the Basin Water Resources Management Department for 12 posts [Ponomarenko and other, 2019].

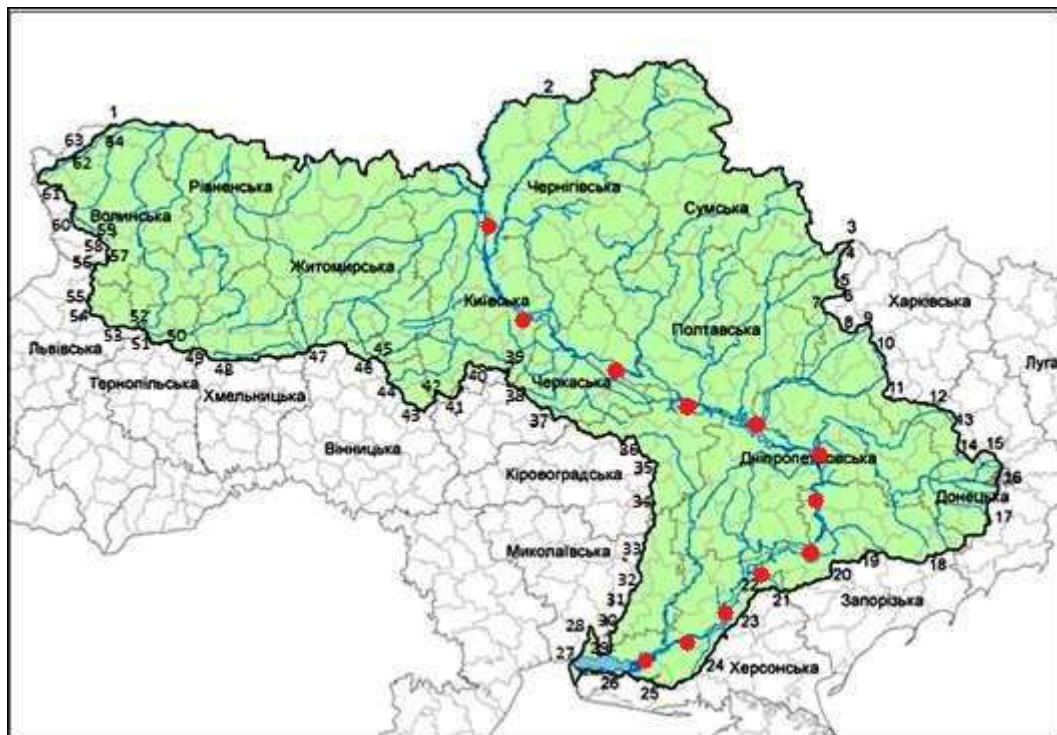


Fig. 1. Schematic location of 12 water intake control posts, according to which a retrospective analysis of the data of the Dnieper oxygen indicators was carried out.

Investigations of the oxygen regime of surface waters of the Dnieper basin were conducted by retrospective analysis of monitoring data and environmental assessment of water resources of Ukraine by the State Water Resources Agency of Ukraine, taking into account the requirements of regulatory documents [9, 10] for the period from January 2013 to January 2018 (for BOD₅) and from January 2015 to January 2018 (for DO).

Results and Discussion

The initial data for the study are given in table 1, 2.

Table 1. Average annual values of dissolved oxygen (mg/dm³) at water intake posts of the Dnieper basin

Years	P1	P2	P3	P4	P5	P6	P7	P8	P9	P10	P11	P12
2013	-	-	-	-	-	-	-	-	-	-	-	-
2014	-	-	-	-	-	-	-	-	-	-	-	-
2015	9.68	7.80	7.80	9.20	8.85	9.95	10.19	8.34	8.25	8.00	10.46	8.00
2016	9.53	7.45	9.53	7.57	9.01	9.47	9.46	8.30	7.87	9.20	10.63	9.20
2017	8.68	6.75	8.25	7.58	7.79	9.10	8.74	8.64	8.00	9.23	10.35	9.23
2018	8.83	8.82	9.05	8.79	8.96	8.78	8.48	8.50	7.40	8.53	9.53	8.53

Table 2. Average annual values of BOD (mg/dm³) at water intake posts of the Dnieper basin

Years	P1	P2	P3	P4	P5	P6	P7	P8	P9	P10	P11	P12
2013	2.0	2.7	4.2	2.6	2.6	2.0	2.3	2.6	2.8	1.3	1.4	1.3
2014	2.9	3.6	2.4	2.4	3.6	2.1	2.4	2.9	2.8	1.4	1.3	1.4
2015	4.0	3.6	3.1	2.1	4.5	1.8	2.0	2.9	2.8	1.5	1.2	1.5
2016	4.3	4.2	3.3	2.1	3.9	2.4	2.4	2.6	2.9	1.6	1.3	1.6
2017	3.0	5.9	2.9	2.4	4.0	2.4	2.5	3.1	3.0	1.3	1.2	1.3
2018	2.4	6.0	2.4	2.0	3.5	2.2	2.4	3.1	3.5	2.0	1.5	2.0

The internal structure of the model of interaction between DO and BOD is determined by the set of {S1} functions of DO demand and the set of {S2} functions of production / demand of BOD. The arguments of each function included in {S1} and {S2} are DO and BOD (which, in turn, are functions of coordinates and time), as well as their derivatives and environmental factors, functions of third-party sources and effluents of DO and BOD [Mokin and other, 2010, Rohalev, 2012].

On the basis of [Tretyakov and other, 2019] it is obvious that the decisive influence on the whole evolution of the DO and BOD models was caused by the classic study of Streeter and Phelps. The paper assumes that the balance between the concentrations of DO and BOD depends only on two processes: re-flow and demand of DO during oxidation (or decay) of BOD, i.e.

$$\begin{aligned} \{S_1\} &= \{-k_1x_1\} \\ \{S_2\} &= \{k_2(C_s - x_2) - k_1x_1\} \end{aligned} \tag{1}$$

where x_1 – BOD₅ concentration, mg/dm³;
 x_2 – DO concentration, mg/dm³;
 C_s – DO saturation concentration, mg/dm³;
 k_1 – BOD₅ decay rate constant (mineralization coefficient), 1/sec;
 k_2 – reaeration rate constant for DO, 1/sec.

After taking into account the conditions for simplification (stationarity of the water flow, functions S₁ and S₂ for all river points and uniformity of distribution x_1, x_2 along the cross section), i.e. $x_1 = x_1(z, t), x_2 = x_2(z, t)$, where z is the distance from the source of discharge along the river bed, t is time, and the independent variables z and t are related to each other by a simple relation: $z = ut$ (here and

is the velocity of the flow), the Streeter-Phelps model is reduced to the system of ordinary differential equations, and takes the following form:

$$\begin{cases} u \frac{dx_1}{dz} = -k_1 x_1; \\ \frac{dx_2}{dt} = u \frac{dx_2}{dz} = k_2 (C_s - x_2) - k_2 x_2. \end{cases} \quad (2)$$

The solution of this system of equations is as follows:

$$\begin{cases} x_1 = x_{1,0} e^{-k_1 z/u} + C_1; \\ x_2 = x_{2,0} e^{-k_2 z/u} + C_2 \left(1 - e^{-k_2 z/u} \right) + \frac{k_1}{k_2 - k_1} x_{1,0} \left(e^{-k_2 z/u} - e^{-k_1 z/u} \right) + C_2; \end{cases} \quad (3)$$

where $x_{1,0}, x_{2,0}$ — concentration respectively in the start point, mg/dm^3 ;
 C_1, C_2 – the corrective coefficients introduced to improve the accuracy of the forecast.

$$C_1 = f(GM) \quad (4)$$

$$C_2 = f(COD/BOD) \quad (5)$$

where $f(GM)$ – function of the total anion content;
 $f(COD/BOD)$ – function that determines the ratio of BOD_5 to DO.

It can be seen, far from the discharge point $\lim_{t \rightarrow \infty} x_1 = 0$, that is, water purifies itself from active impurities, and, $\lim_{t \rightarrow \infty} x_2 = C_s$, that is, water is saturated with oxygen.

The factors $x_{1,0}$ and $x_{2,0}$ – in equations (3) are determined experimentally, the coefficients k_1 and k_2 are unknown.

The coefficients of mineralization k_1 and reaeration k_2 can be found experimentally by the formulas:

$$k_1 = t^{-1} \cdot \ln \frac{x_{1,0}}{x_1} \quad (6)$$

$$k_2 = \frac{x_{1,0} \cdot k_1 \cdot e^{-k_1 t}}{x_2} \quad (7)$$

The change in dissolved oxygen content in the Dnieper water by annual average is shown in Fig. 2.

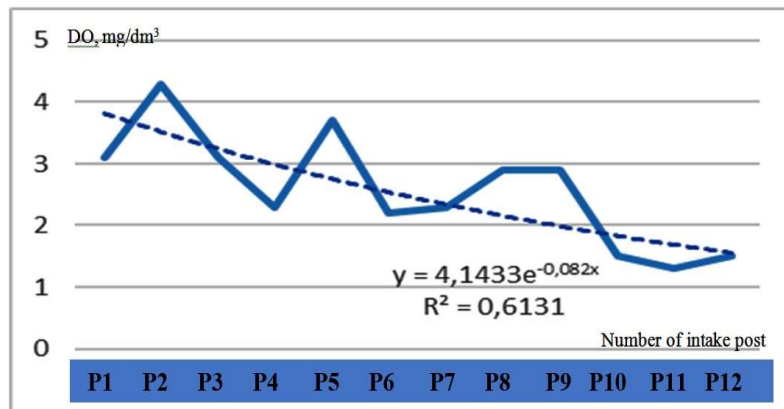


Fig. 2. Changes in dissolved oxygen content (mg/dm^3) in Dnieper water by annual average 2015-2018.

The graph (Fig. 2) shows a clear tendency towards a decrease of dissolved oxygen in the Dnieper water, which indicates a significant deterioration of the oxygen regime of the aquatic ecosystem of the Dnieper basin due to the significant anthropogenic load on its water, which is confirmed by previous studies [Ponomarenko and other, 2019].

The trends of changes in the BSC5 content in the Dnieper water by annual average are shown in Fig. 3.

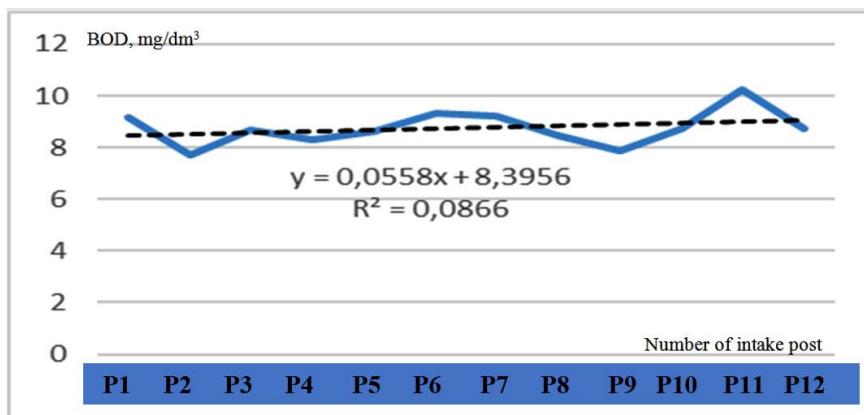


Fig. 3. Changes in BOD content (mg/dm³) in the Dnieper water by annual average 2013-2018.

Just as in the case of dissolved oxygen, the graph shows a tendency for an increase in BOD₅ in the Dnieper water, which is also explained by an increase in anthropogenic load on the reservoir, which is also confirmed by previous studies [Ponomarenko and other, 2019].

The analysis of long-term results of observation of the environmental state of the Dnieper allowed us to establish that the corrective factor C₁ (4) depends on the total content of anions in water by law:

$$C_1 = -0,0002c_1^2 + 0,2719c_1 - 81,922 \tag{8}$$

where C₁ – ΔBOD₅ (difference of BOD₅ above and below the discharge point), mg/m³;
c₁ – the total content of anions, mg/m³.

The analysis of long-term results of monitoring the environmental state of the Dnieper allowed us to establish that the corrective factor C₂ (5) depends on BOD₅/DO in the form

$$C_2 = -0,5542c_2^2 - 0,561c_2 + 2,871 \tag{9}$$

where C₂ – ΔDO (difference of DO above and below the discharge point), mg/m³;
c₂ – ratio BOD₅/DO.

Thus, with the actual data of observations of the environmental state of the water body, it becomes possible to calculate the parameters of the indicator (signal) indicators (DO – BOD), depending on the values of the anion content and the ratio of BOD₅/DO.

The introduction of the corrective coefficients C₁ and C₂ can significantly improve the reliability of the prediction of the ecological state of water surface water source using the proposed mathematical model, which guarantees the high adequacy of operational decisions of water resources management. To determine the parameters of the model of the oxygen regime of the Dnieper, i.e. the values of the coefficients k₁ (coefficient of biochemical oxidation of organic substances) and k₂ (coefficient of reactivity), we use the data of tables 1–2 and calculated by formulas (6) and (7). The table 3 shows the values of the coefficients k₁ and k₂.

Table 3. Calculated values of the coefficients k_1 and k_2

Post	k_1	k_2
P1	-0,001667	0,00350
P2	0,001725	0,00783
P3	0,001525	-0,01254
P4	-0,002432	-0,01493
P5	0,002658	0,01451
P6	-0,000369	0,00740
P7	-0,001034	0,00311
P8	-0,000150	0,00076
P9	0,003318	0,01135
P10	0,000740	0,00075
P11	-0,000740	0,00064
P12	0,001061	0,0053

Thus, the raw data for the calculation of the coefficients k_1 and k_2 are the average annual values of the corresponding oxygen regime indicators for the period 2013-2018.

On the basis of the calculated coefficients k_1 and k_2 , the model values of BOD₅ and the dissolved oxygen deficit were calculated. Checking the adequacy of the BOD₅ and DO model is shown in the relevant graphs (Figs. 4 and 5), which show the curves of the average BOD₅ and DO for 2018, the values modeled on the classic Streeter-Phelps model, with values obtained from taking into account the corrective coefficients.

The correlation coefficient between the model value of BOD₅ and the actual value (Fig. 4) is 0.76, and between the actual value and model using the corrective factor – 0.94, which can be considered acceptable given the experience of previous researchers [Mokin and other, 2010, Rohalev, 2012], which point to the fact that all models proposed to describe the interaction of DO and BOD₅ are affected by the fact that all parameters of this model obtained from the experiment are inaccurate (the error can be as high as 40 %).

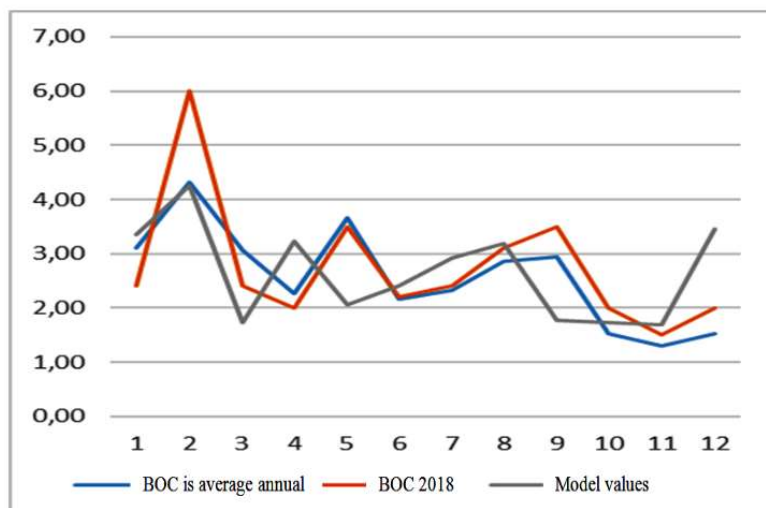


Fig. 4. Dynamics of simulated, average and actual (2018) BOD₅ values (mg/dm³).

The result of simulation of dissolved oxygen values (Fig. 5) shows a high correlation coefficient – 0.85; for the classic model it is 0.71.

The advantages of the proposed approach are the ability to easily and promptly process the available monitoring data of the surface water source. Using the proposed model allows you to make calculations without the use of special computer programs and profile skills.

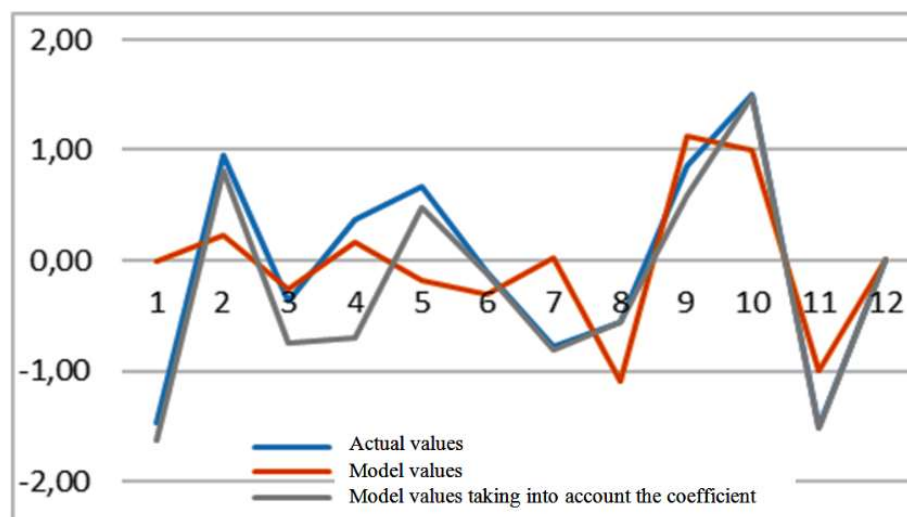


Fig. 5. Dynamics of simulated and actual (2018) dissolved oxygen values (mg/dm^3).

As a disadvantage, however, it will be fair to point out the limitations of the components of the model, which may possibly be the subject of further research in the direction of determining operational methods of controlling the ecological state of the surface source. If the goal of our research is to be achieved, the application of the proposed model is justified.

The main purpose of the obtained model is to forecast BIA and dissolved oxygen deficiency based on the results of operational monitoring.

Conclusion

On the basis of the retrospective analysis for 2013-2018, the analysis of changes in the BOD_5 and DO indicators in the Dnieper water. Trends in the deterioration of the oxygen regime of the river have been identified – a decrease in the concentration of dissolved oxygen and an increase in BOD_5 by annual average. The mathematical model of the dynamics of the integral indices of the ecological state of the reservoir (the Streeter-Phelps model) has been improved by supplementing the corrective coefficients (k_1 (coefficient of biochemical oxidation of organic substances) and k_2 (coefficient of reaeration)).

References

- Bezsonnyi V., Tretyakov O., Khalmuradov B., Ponomarenko R. Examining the dynamics and modeling of oxygen regime of Chervonooskil water reservoir. *Eastern-European Journal of Enterprise Technologies*. 2017. Vol. 5/10 (89). P. 32–38. <http://repositsc.nuczu.edu.ua/handle/123456789/5546>
- Bezsonnyi V., Tretyakov O., Kravchuk A.M., Statsenko Yu.F. Forecasting the oxygen regime of the Siverskyi Donets River by mathematical modeling methods. *Construction, material science, mechanical engineering: Coll. of sciences. wash. Series: Life Safety*. DVNZ «Pridnepr. state. Academy of Construction and Architecture"; under the general editorship of V.I. Bolshakov. Dnipro, 2016. Vol. 93. P. 113–119.
- Bravo, M. Applying stochastic goal programming: A case study on water use planning [Text] / M. Bravo, I. Gonzalez // *European Journal of Operational Research*. – 2009. – Vol. 196, Issue 3. – P. 1123–1129. doi: 10.1016/j.ejor.2008.04.034.
- DSTU 4808:2007. Sources of centralized drinking water supply. Hygienic and environmental requirements for water quality and selection rules: enforced by the order of the State Consumer Standard of Ukraine from 05.07.07 p. №144. Official edition. K. : State Consumer Standard of Ukraine, 2007. 39 p.

- Hajkowicz, S. A Review of Multiple Criteria Analysis for Water Resource Planning and Management [Text] / S. Hajkowicz, K. Collins // Water Resources Management. – 2006. – Vol. 21, Issue 9. – P. 1553–1566. doi: 10.1007/s11269-006-9112-5.
- Madani, K. Game theory and water resources [Text] / K. Madani // Journal of Hydrology. – 2010. – Vol. 381, Issue 3-4. – P. 225–238. doi: 10.1016/j.jhydrol.2009.11.045.
- Map of Monitoring and Environmental Assessment of Water Resources of Ukraine. State Agency for Water Resources of Ukraine. <http://monitoring.davr.gov.ua/EcoWaterMon/GDKMap/Index>
- Marynych O.M., Shyshchenko P.H. Physical Geography of Ukraine: Textbook. K.: Znannia, 2005. 128 p.
- Miao, D. Y. Optimization Model for Planning Regional Water Resource Systems under Uncertainty [Text] / D. Y. Miao, Y. P. Li, G. H. Huang, Z. F. Yang, C. H. Li // Journal of Water Resources Planning and Management. – 2014. – Vol. 140, Issue 2. – P. 238–249. doi: 10.1061/(asce)wr.1943-5452.0000303
- Mokin B. I. Mokin V. B., Mokin O. B. Mathematical methods for the identification of dynamic systems: a textbook. Vinnitsa: VNTU, 2010. 260 p.
- Ponomarenko R.V., Plyatsuk L.D., Tretyakov O.V., Kovalov P.A. Determination of ecological state of the main source of water supply in Ukraine. Scientific and technical journal "Technogenic and ecological safety". 2019. Vol. 6. Issue 2. P. 69–77.
- Rohalev A. N. Deterministic and stochastic methods for assessing water quality in conditions of uncertainty. Distributed Information and Computing Resources (DICR-2012): Materials of the XIV Conference with International Participation: Institute of Computational Technologies, Siberian Branch of the Russian Academy of Sciences, 2012. P. 101–112.
- Savchuk D. Environmental and economic aspects of the functioning of the Dnieper reservoirs. Ecological Bulletin. 2003. Vol. 5–6. P. 24–26.
- Tretyakov O.V., Bezsonnyi V.L., Ponomarenko R.V., Borodych P.Iu. Improving the efficiency of predicting the impact of technogenic pollution on surface water bodies. Emergency Problems: A Scientific Journal. 2019. Vol. 29. P. 61–78. http://repositc.nuczu.edu.ua/bitstream/123456789/8881/1/%D0%9F%D0%9D%D0%A1%201_2019.pdf
- Zoltay, V. I. Integrated Watershed Management Modeling: Generic Optimization Model Applied to the Ipswich River Basin [Text] / V. I. Zoltay, R. M. Vogel, P. H. Kirshen, K. S. Westphal // Journal of Water Resources Planning and Management. – 2010. – Vol. 136, Issue 5. – P. 566–575. doi: 10.1061/(asce)wr.1943-5452.0000083.

Received 03.03.2020

Revised 10.03.2020

Accepted 16.03.2020

МОДЕЛИРОВАНИЕ ИНДИКАТОРОВ КИСЛОРОДНОГО РЕЖИМА В УСЛОВИЯХ ВОДНОЙ ЭКОСИСТЕМЫ БАСЕЙНА ДНЕПРА

Р. Пономаренко^{1*}, Л. Пляцук², О. Третьяков³, И. Абдиева²

¹ Национальный университет гражданской защиты Украины, Харьков, Украина

² Сумский государственный университет, Сумы, Украина

³ Харьковская государственная академия физического воспитания, Харьков, Украина

*e-mail: prv@nuczu.edu.ua

В статье исследуется адекватность математической модели прогнозирования кислородного режима в водной экосистеме бассейна Днепра на основе классической модели Стритера-Фелпса, а также ее модификации. Проведен ретроспективный анализ кислородных параметров реки Днепр, который выявил тенденции ухудшения кислородного режима реки и увеличения показателя биологического потребления кислорода по среднегодовым

показателям. Усовершенствована математическая модель динамики интегральных показателей экологического состояния водоема за счет введения поправочных коэффициентов, что позволяет с достаточной точностью прогнозировать изменение экологического состояния Днепра.

Ключевые слова: бассейн Днепра, экологическое состояние, антропогенная нагрузка, оценка качества, прогноз качества.

МОДЕЛЮВАННЯ ІНДИКАТОРІВ КИСНЕВОГО РЕЖИМУ В УМОВАХ ВОДНОЇ ЕКОСИСТЕМИ БАСЕЙНУ ДНІПРА

Р. Пономаренко^{1*}, Л. Пляцук², О. Третьяков³, І. Аблєєва²

¹ Національний університет цивільного захисту України, Харків, Україна

² Сумський державний університет, Суми, Україна

³ Харківська державна академія фізичного виховання, Харків, Україна

*e-mail: prv@nuczu.edu.ua

У статті досліджено адекватність математичної моделі прогнозування кисневого режиму водної екосистемі басейну Дніпра на основі класичної моделі Стритера-Фелпса, а також її модифікації. Здійснено ретроспективний аналіз параметрів кисню річки Дніпро, який виявив тенденції до погіршення кисневого режиму річки та збільшення швидкості біологічного споживання кисню за середньорічними показниками. Удосконалено математичну модель динаміки інтегральних показників екологічного стану водойми, доповнивши поправочні коефіцієнти, що дозволяє з достатньою точністю передбачити зміну екологічного стану Дніпра.

Ключові слова: басейн Дніпра, екологічний стан, антропогенне навантаження, оцінка якості, прогноз якості.

ДО УВАГИ АВТОРІВ

Згідно Закону України № 2704-VIII

«Про забезпечення функціонування української мови як державної»

Єдиною державною (офіційною) мовою в Україні є *українська мова*. Державний статус української мови є невіддільним елементом конституційного ладу України як унітарної держави.

Статус української мови як єдиної державної мови передбачає *обов'язковість її використання на всій території України* при здійсненні повноважень *органами державної влади та місцевого самоврядування*, а також в інших *публічних сферах суспільного життя*. Дія Закону не поширюється на сферу *приватного спілкування та здійснення релігійних обрядів*.

З 16 липня 2020 року наукові видання публікуються державною, англійською та/або іншими офіційними мовами ЄС. У разі публікації англійською та/або іншими офіційними мовами ЄС опубліковані матеріали мають супроводжуватися анотацією та переліком ключових слів державною мовою. Державною або англійською мовою відтоді мають виконуватися *дисертації* осіб, які здобувають ступінь *доктора філософії, доктора мистецтва, доктора наук*, або наукові доповіді у разі захисту наукових досягнень, опублікованих у вигляді монографії або сукупності статей у вітчизняних та/або міжнародних рецензованих фахових виданнях, а також автореферати та відгуки опонентів. Такі самі вимоги до публічного захисту зазначених робіт.

Порушення вимог Закону у сфері освіти, науки, культури, книговидання, у користувацьких інтерфейсах комп'ютерних програм та веб-сайтів, у сфері інформації для загального ознайомлення, публічних заходів, технічної і проектної документації, реклами, охорони здоров'я, спорту, телекомунікацій та поштового зв'язку, транспорту - тягнуть за собою накладення штрафу від **3400** до **5100** грн.

Відповідно до вимог Закону України з 16 липня 2020 року журнал приймає рукописи статей англійською або українською мовами.

In accordance with the Law of Ukraine from July 16, 2020 the Journal accepts manuscripts of articles in English or Ukrainian languages.